



LOCAL AREA NETWORKS (LAN)



SERVERS



DATA CENTERS



CASH REGISTERS



INDUSTRIAL PLCS



ELECTRO-MEDICAL DEVICES



EMERGENCY DEVICES (Lights/Alarms)

critical
POWER SUPPLIES

Dialog Dual

3.3-10 kVA

single/single-phase and three/single-phase



Dialog Dual 3.3-10 kVA



DIALOG DUAL is the best solution for protecting medium sized networking applications which require the highest possible levels of reliability. The UPS is designed to support a wide range of applications from IT to security.

DIALOG DUAL is unique in that the UPS can be placed directly onto the floor or mounted in 19" rackmount cabinets. The range is available in 3.3-4-5-6-8-10 KVA models. The UPS is primarily an on-line double-conversion (VFI) technology system

with further selectable operating modes that can configure the UPS to protect applications including emergency lighting, security and medical systems.

Each UPS features advanced communications and diagnostics including a digital front panel display that can be turned to suit the installation format, RS232 and USB interfaces, and an internal adaptor slot for SNMP and other interface card options from RIELLO UPS.

PowerShield³ is supplied as standard.

1. Release the mimic panel by applying pressure to the catches



2. Rotate the mimic panel and fasten it back on again



3. Turn the UPS 90°



4. Slide the UPS into the rack cabinet



SIMPLIFIED INSTALLATION

- The UPS can be installed as a floor standing tower or 19" rackmount UPS. The front panel digital display can be pulled out (using the keys provided) and rotated to suit the installation format
- Low noise level (<40dBA) thanks to the digitally PWM controlled ventilation system which is load and temperature dependent, and the use of an inverter with a high switching frequency
- Optional bolt-on maintenance bypass (DLD 5-6-8-10 kVA models) to allow service without disruption to the loads
- Performance guaranteed in temperatures up to 40°C
- Two IEC output plugs with thermal protection (DLD5-6-8-10 kVA).
- PowerShare output socket (2x10A IEC) functionality on DLD 5-6-8-10 kVA models

SELECTABLE OPERATING MODES

- On line Mode (VFI).
- Economy Mode: increases efficiency (up to 98%), and uses Line Interactive technology to power low priority loads from the mains supply.
- Smart Mode: the UPS automatically decides which operating mode to use (VI or VFI) depending on the quality of the mains supply.
- Emergency Mode: the UPS can be set to operate only when mains power fails (emergency only mode).
- Frequency converter Mode (50 or 60 Hz).

GUARANTEED OUTPUT QUALITY

- Even with typical distorting IT loads with crest factors of 3:1
- Increased short circuit current on the bypass
- Increased overload capacity: 150% on inverter even when mains supply has failed
- Reliable, filtered, stabilised and regulated sinewave output (double conversion technology VFI in conformity with IEC 62040-3 specifications) with filters for atmospheric disturbance suppression
- Rephasing of load as the UPS has an input power factor close to 1, with a sinusoidal input current

HIGHLY RELIABLE BATTERY PERFORMANCE

- Automatic and manual battery tests
- Unique Low Ripple Current Discharge (LRCD) to help prolong battery life
- Hot-swap user replaceable batteries
- Unlimited extendable back-up time using modular design Battery Extension Packs
- Increased ride through (without batteries) on mains breaks up to 40ms and for fluctuations ranging from 84 to 276Vac

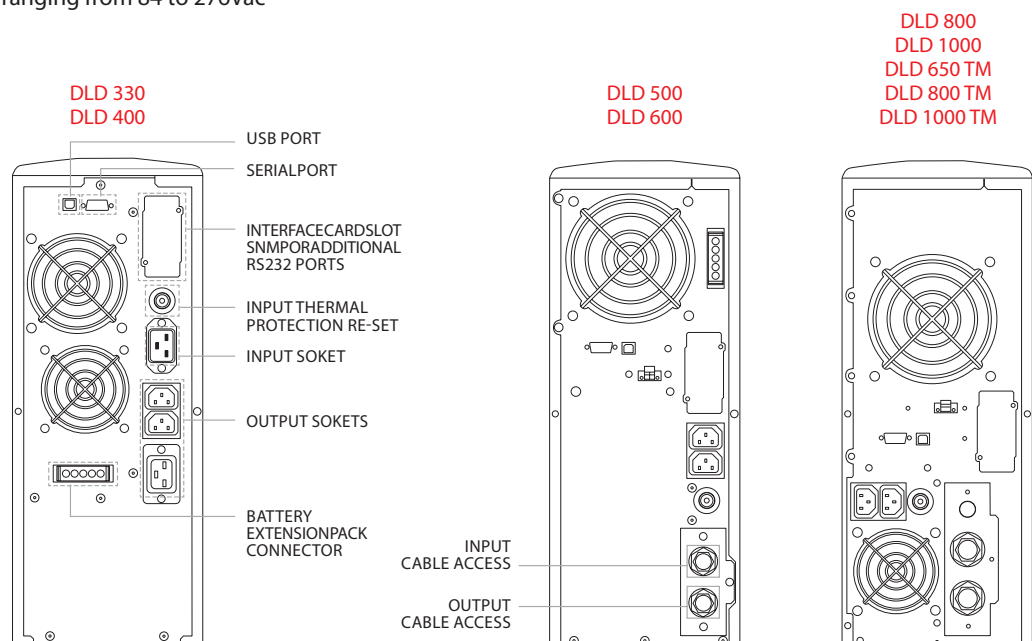
OTHER CHARACTERISTICS

- Output voltage selection: 220-230-240Vac
- Auto restart when mains power returns - programmed using the UPS Tools Software supplied
- Bypass on: when the UPS is switched off, it automatically goes into bypass mode to charge the batteries
- Automatic power down due to minimum load
- End of battery discharge pre-alarm
- Delayed start up
- Completely digitally controlled
- Automatic bypass with no break in power supply
- Use of IMS (Insulated Metallic Substrates) modules
- Status, measurements, and alarms available on the standard backlit display
- UPS can be updated digitally (flash upgradeable)
- Input protected by resettable thermally activated switch
- Back-feed protection: to avoid current being fed back into the mains should a fault occur
- Manual switch over to bypass

ADVANCED COMMUNICATION

- Advanced, multi-platform communication for all operating systems and network environments: PowerShield² monitoring and shut-down software included, for Windows 2008, Vista, 2003, XP; Mac OS X, Linux, Novell and most popular Unix operating systems.
- The UPS is supplied with a communications cable for 'Plug and Play' PC connection
- USB port
- RS232 serial port
- Interface card slot

2 YEAR WARRANTY

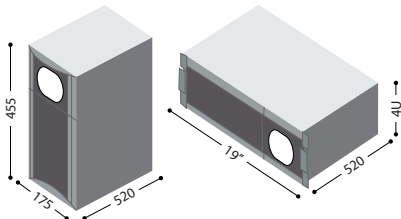
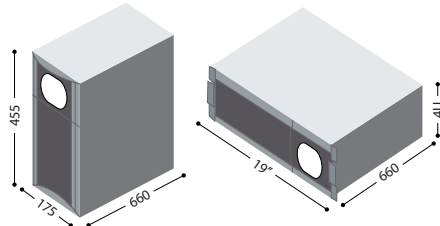
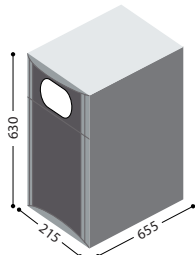


TECHNICAL DETAILS

MODELS	DLD 330	DLD 400	DLD 500	DLD 600	DLD 800	DLD 1000
POWER	3300VA/2300W	4000VA/2400W	5000VA/3500W	6000VA/4200W	8000VA/6400W	10000VA/8000W
INPUT						
Rated voltage	220-230-240 Vac					
Minimum voltage	164 Vac @ load 100% / 84 Vac @ load 50%					
Rated frequency	50/60 Hz \pm 5 Hz					
Power factor	> 0.98					
Current distortion	\leq 7%					
BY PASS						
Voltage range	180 - 264 Vac (selectable in Economy Mode and Smart Mode)					
Frequency range	Selected frequency \pm 5% (user configurable)					
OUTPUT						
Rated voltage	220-230-240 Vac selectable					
Voltage distortion	< 3% with linear load / < 6% with non-linear load					
Frequency	50/60 Hz selectable					
Static variation	1.5%					
Dynamic variation	\leq 5% in 20 ms					
Waveform	Sinewave					
Crest factor	3: 1					
BATTERIES						
Recharge time	4-6 h					
OVERLOAD CAPACITY						
100% < Load < 110%	1'					
110% < Load < 150%	4"					
Load > 150%	0.5"					
ENVIRONMENTAL						
Weight (kg)	38	40	62	64	80	85
Dimensions (HxWxD) (mm)	455 x 175 x 520 tower 175(4U) x 483 x 520 rack		455 x 175 x 660 tower 175(4U) x 483 x 660 rack		2 x 455 x 175 x 660 tower 2 x 175(4U) x 483 x 660 rack	
Efficiency	up to 98%					
Protection	Overload - short-circuit - overvoltage - undervoltage - temperature - low battery					
Communication	USB / RS232 + communication interface slot					
Compliance	EN 62040-1 EMC EN 62040-2 Directives 2006/95/EC - 2004/108 EC EN 62040-3					
Operating temperature	0°C \div +40°C					
Relative humidity	< 95% non condensing					
Colour	Dark grey					
Noise	< 40 dBA at 1 m			< 45 dBA at 1 m		
Accessories provided	2x10A cables; 1xIEC-16A plug; software; serial cable; plastic keys to release display; handles kit			2 cable guides; terminal board connection; software; serial cable; plastic keys to release display; handles kit		

OPTIONS	
Extended runtime solutions	yes (with and without battery charger)
Telescopic rails for rack cabinet	yes

MODELS	DLD 650 TM	DLD 800 TM	DLD 1000 TM
POWER	6500VA/5200W	8000VA/6400W	10000VA/8000W
INPUT			
Rated voltage	400 Vac three-phase + N		
Minimum voltage (PH + N)	164 Vac @ load 100% / 84 Vac @ load 50%		
Rated frequency	50/60 Hz ± 5 Hz		
Power factor	> 0.95		
BY PASS			
Voltage range	180 - 264 Vac (selectable in Economy Mode and Smart Mode)		
Frequency range	Selected frequency ±5% (user configurable)		
OUTPUT			
Rated voltage	220-230-240 Vac selectable		
Voltage distortion	< 3% with linear load / < 6% with non-linear load		
Frequency	50/60 Hz selectable		
Static variation	1.5%		
Dynamic variation	≤ 5% in 20 ms		
Waveform	Sinewave		
Crest factor	3: 1		
BATTERIES			
Recharge time	4-6 h		
OVERLOAD CAPACITY			
100% < Load < 110%	1'		
110% ≤ Load < 150%	4"		
Load > 150%	0.5"		
ENVIRONMENTAL			
Weight (kg)	64	80	85
Dimensions (HxWxD) (mm)	2 x 455 x 175 x 660 tower / 2 x 175(4U) x 483 x 660 rack		
Efficiency Smart Mode	up to 98%		
Protection	Overload - short-circuit - overvoltage - undervoltage - temperature - low battery		
Communication	USB / RS232 + communication interface slot		
Compliance	EN 62040-1 EMC EN 62040-2 Directives 2006/95/EC - 2004/108 EC EN 62040-3		
Operating temperature	0°C ÷ +40°C		
Relative humidity	< 95% non condensing		
Colour	Dark grey RAL 7016		
Noise	< 45 dBA at 1 m		
Accessories provided	2 cable guides; terminal board connection; software; serial cable; plastic keys to release display; handles kit		

BATT. BOX MODELS	BB 108-7 - BC 108-14	BB 192-7 BC 192-12	BB 240-A3 BC 240-A5	BC 108-38
DLD MODEL	DLD 330-400	DLD 500-600	DLD650TM-800-800TM-1000-1000TM	DLD 330-400 Tower
Dimensions(mm) h x w x d				

4U = 176 mm; 19" = 483 mm