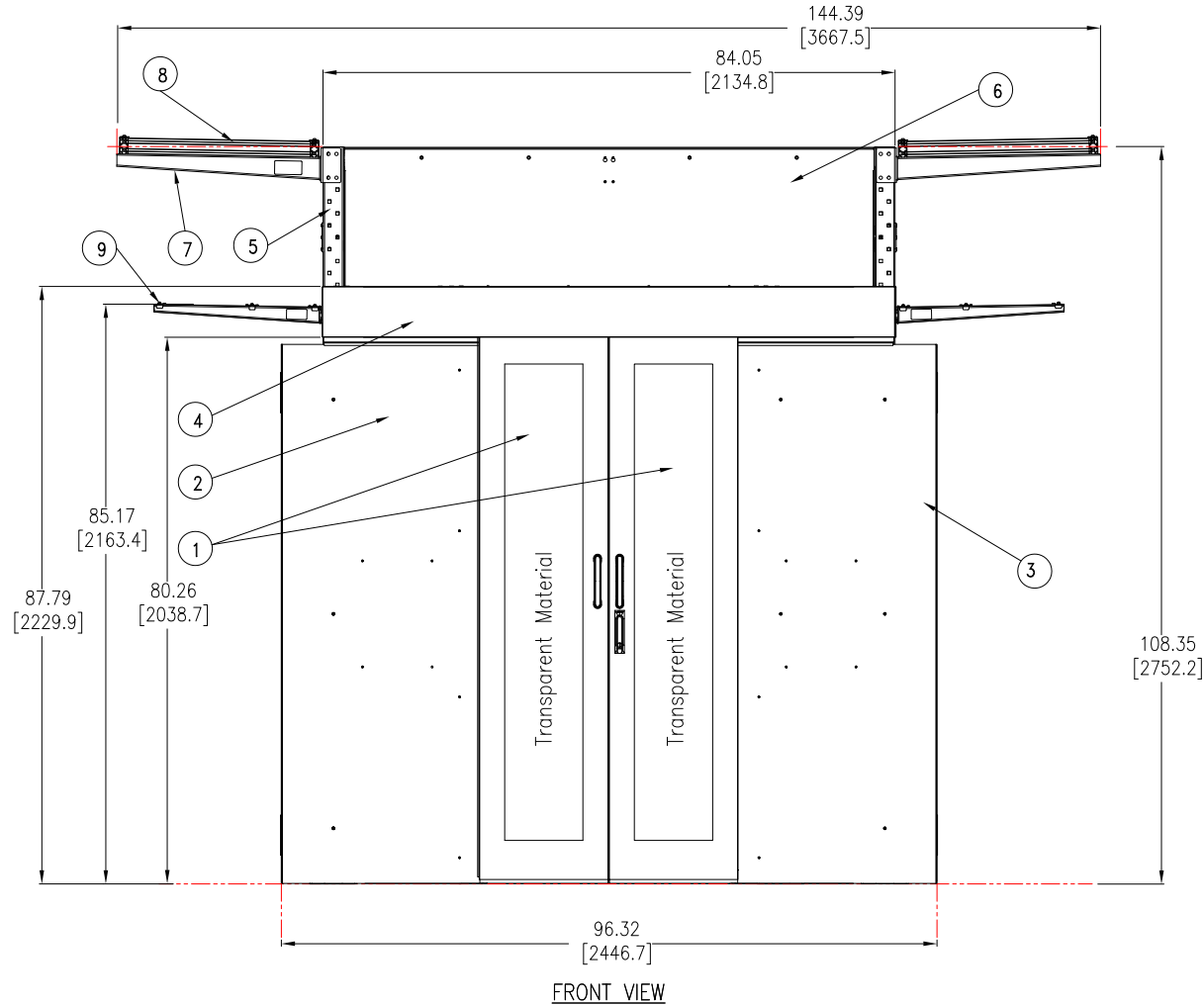


HYPERPOD SYSTEM
SHORT FRAME, SINGLE POD, SIMPLE ROOF,
WITHOUT RACK AND DISTRIBUTION CABINET



Sl.No.	Description
1	Sliding Door (Shown in closed position)
2	Sliding Support (left)
3	Sliding Support (Right)
4	Header
5	Vertical Post
6	Aisle-End Cap Assembly
7	Large Cantilever (optional)
8	Overhead support frame
9	Mini Cantilever (optional)
10	Simple roof
11	Cross over tray
12	Stop rail (bottom)
13	Window Rail assembly
14	Row Length Brush

- NOTES:**
1. INSTALLATION SHALL COMPLY WITH ALL APPLICABLE NATIONAL, STATE AND LOCAL CODES.
 2. REFER TO PRODUCT DOCUMENTATION FOR ADDITIONAL DETAILS PRIOR TO INSTALLATION AND SITE PREPARATION WORK.
 3. ALL DIMENSIONS ARE IN INCHES [MILLIMETERS].

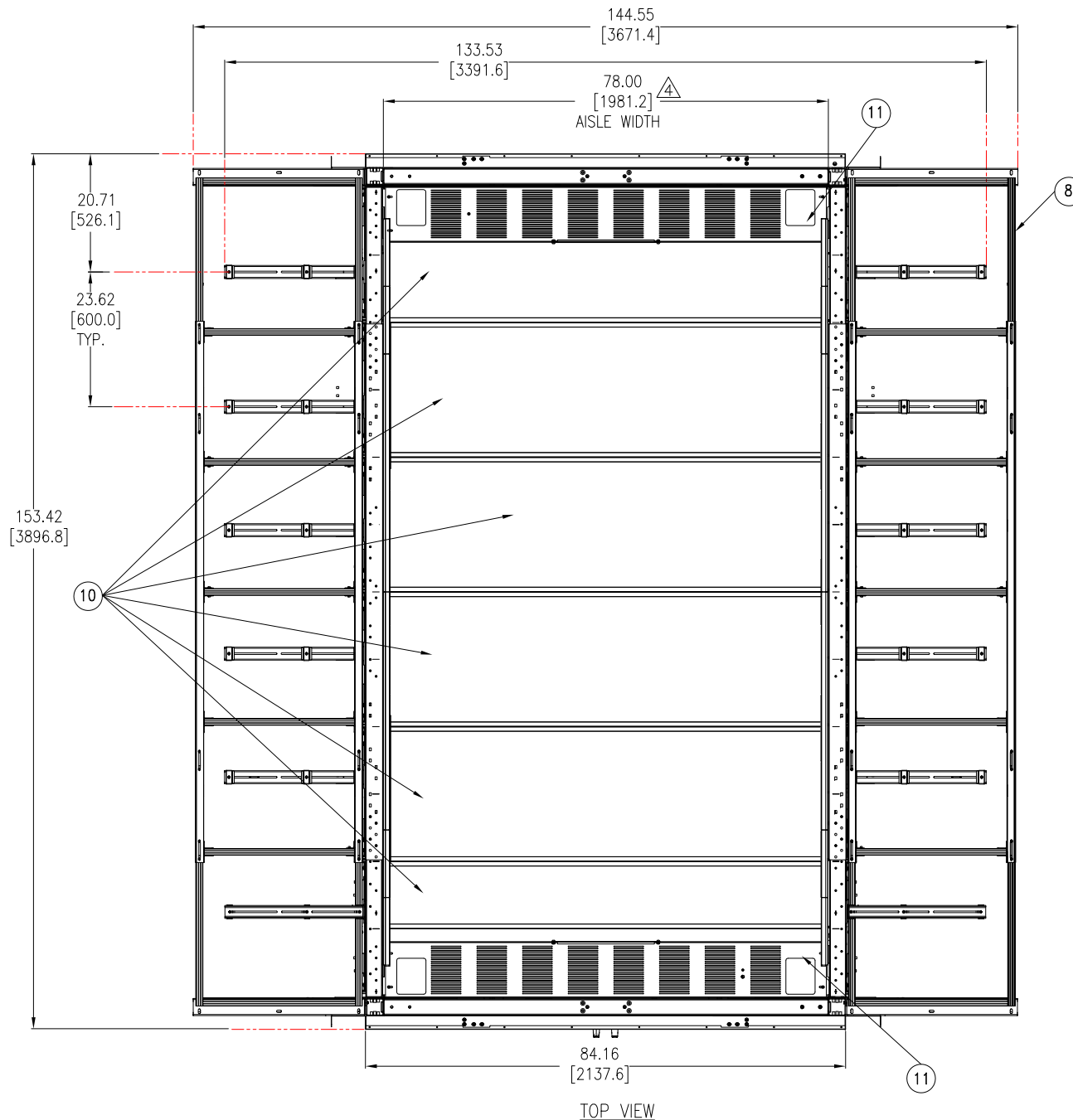
THIS DRAWING AND SPECIFICATIONS HEREIN ARE THE PROPERTY OF SCHNEIDER ELECTRIC AND SHALL NOT BE COPIED, REPRODUCED OR USED IN WHOLE OR IN PART, AS THE BASIS FOR THE MANUFACTURE OR SALE OF ITEMS WITHOUT WRITTEN PERMISSION FROM SCHNEIDER ELECTRIC. THIS DRAWING IS BASED UPON LATEST AVAILABLE INFORMATION AND IS SUBJECT TO CHANGE WITHOUT NOTICE.



TITLE: HyperPod
 Short Frame, Single Pod, Simple roof, 6' Aisle
 without Rack and Distribution Cabinets
 ASSEMBLY-FRONT VIEW

PROJECT: SUBMITTAL DRAWING **SHEET** 1 OF 3

DWG NO:	SFSPSRWORD6F	REV.	0
DRAWN BY:	JAYAPRAKASH	25-JUL-18	THIRD
ENGINEER:	TONG XU	31-JUL-18	ANGLE
APPROVED BY:	AARON COTTER	31-JUL-18	PROJECTION



Aisle Width	
Feet	mm [inch]
3	914.4 [36.0]
4	1371.6 [54.0]
5	1524.0 [60.0]
6	1981.2 [78.0]

TOP VIEW

NOTES:

1. INSTALLATION SHALL COMPLY WITH ALL APPLICABLE NATIONAL, STATE AND LOCAL CODES.
2. REFER TO PRODUCT DOCUMENTATION FOR ADDITIONAL DETAILS PRIOR TO INSTALLATION AND SITE PREPARATION WORK.
3. ALL DIMENSIONS ARE IN INCHES [MILLIMETERS].
- △4. AISLE DIMENSION MAY VARY AS PER THE REQUIREMENT. REFER TO THE TABLE FOR CONFIGURATION.

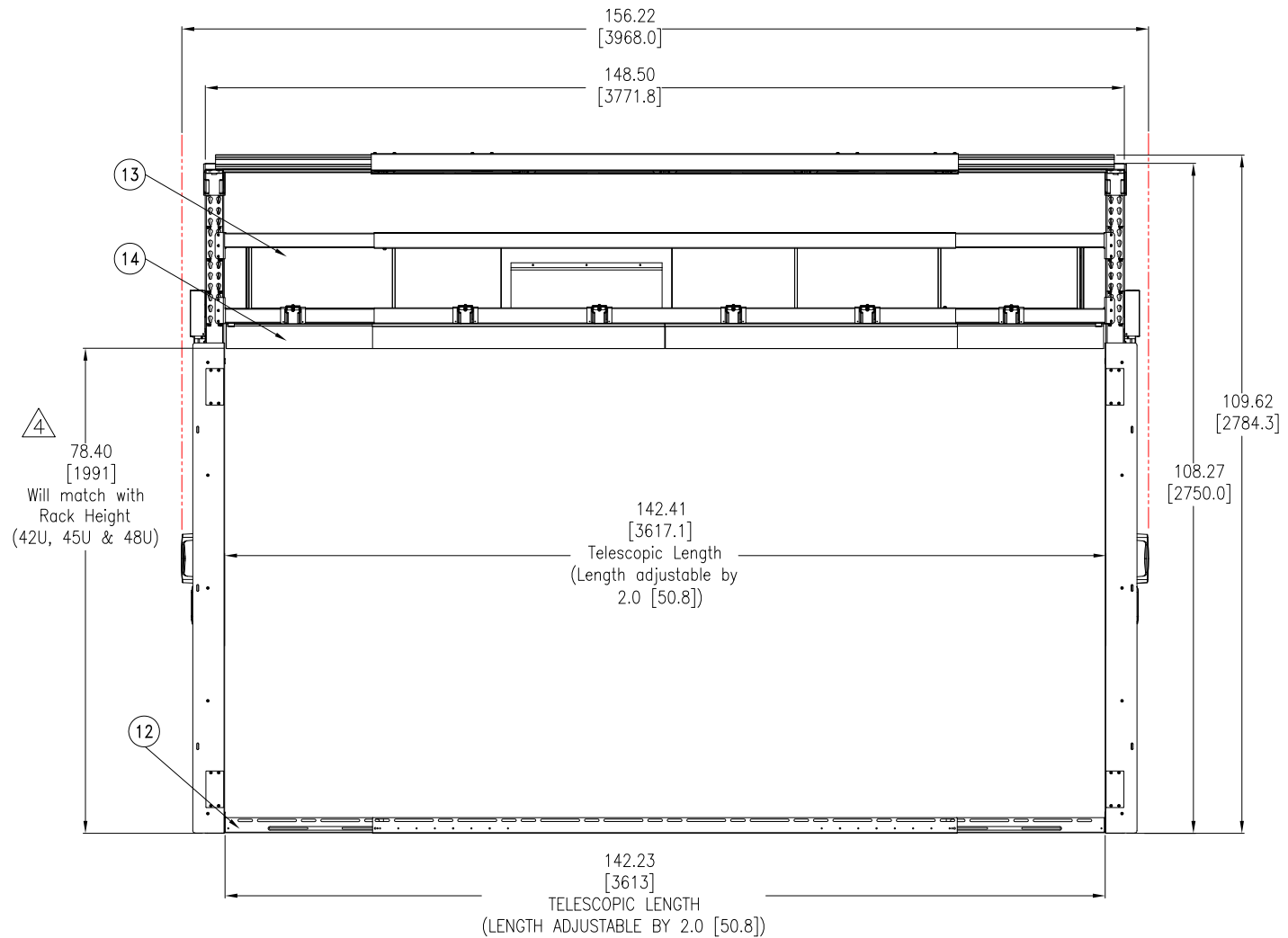
THIS DRAWING AND SPECIFICATIONS HEREIN ARE THE PROPERTY OF SCHNEIDER ELECTRIC AND SHALL NOT BE COPIED, REPRODUCED OR USED IN WHOLE OR IN PART, AS THE BASIS FOR THE MANUFACTURE OR SALE OF ITEMS WITHOUT WRITTEN PERMISSION FROM SCHNEIDER ELECTRIC. THIS DRAWING IS BASED UPON LATEST AVAILABLE INFORMATION AND IS SUBJECT TO CHANGE WITHOUT NOTICE.



TITLE: HyperPod
Short Frame, Single Pod, Simple roof, 6' Aisle
without Rack and Distribution Cabinets
ASSEMBLY-TOP VIEW

PROJECT: SUBMITTAL DRAWING SHEET 2 OF 3

DWG NO:	SFSPSRWORD6F	REV.	0
DRAWN BY:	JAYAPRAKASH	25-JUL-18	THIRD
ENGINEER:	TONG XU	31-JUL-18	ANGLE
APPROVED BY:	AARON COTTER	31-JUL-18	PROJECTION



142.23 [3613]
TELESCOPIC LENGTH
(LENGTH ADJUSTABLE BY 2.0 [50.8])

RIGHT SIDE VIEW

Rack Height	
U	mm [inch]
42U	1991 [78.39]
45U	2124 [83.64]
48U	2258 [88.90]



NOTES:

1. INSTALLATION SHALL COMPLY WITH ALL APPLICABLE NATIONAL, STATE AND LOCAL CODES.
2. REFER TO PRODUCT DOCUMENTATION FOR ADDITIONAL DETAILS PRIOR TO INSTALLATION AND SITE PREPARATION WORK.
3. ALL DIMENSIONS ARE IN INCHES [MILLIMETERS].
- △ 4. RACK HEIGHT MAY VARY AS PER THE REQUIREMENT. REFER TO THE TABLE FOR DETAILS.

THIS DRAWING AND SPECIFICATIONS HEREIN ARE THE PROPERTY OF SCHNEIDER ELECTRIC AND SHALL NOT BE COPIED, REPRODUCED OR USED IN WHOLE OR IN PART, AS THE BASIS FOR THE MANUFACTURE OR SALE OF ITEMS WITHOUT WRITTEN PERMISSION FROM SCHNEIDER ELECTRIC. THIS DRAWING IS BASED UPON LATEST AVAILABLE INFORMATION AND IS SUBJECT TO CHANGE WITHOUT NOTICE.



TITLE: HyperPod
Short Frame, Single Pod, Simple roof, 6' Aisle
without Rack and Distribution Cabinets
ASSEMBLY-RIGHT SIDE VIEW

PROJECT: SUBMITTAL DRAWING SHEET 3 OF 3

DWG NO: SFSPSRWORD6F REV. 0

DRAWN BY: JAYAPRAKASH 25-JUL-18 THIRD

ENGINEER: TONG XU 31-JUL-18 ANGLE

APPROVED BY: AARON COTTER 31-JUL-18 PROJECTION