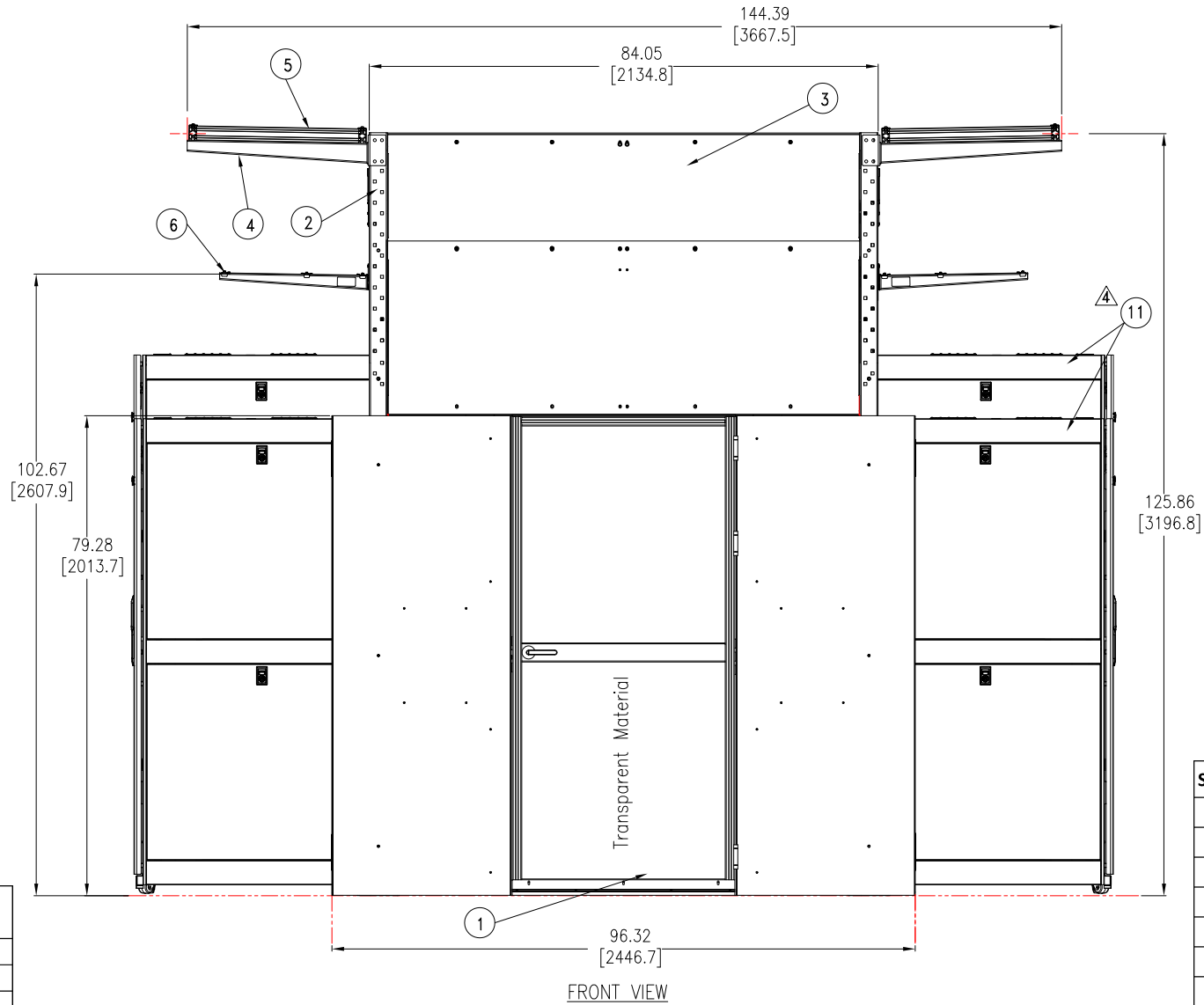


HYPERPOD SYSTEM TALL FRAME, SINGLE POD, SHRINK ROOF, SWING DOOR WITH RACK AND WITHOUT POWER DISTRIBUTION CABINETS



△ 4

Rack Depth inch [mm]
32.480 [825]
42.125 [1070]
47.244 [1200]

NOTES:

1. INSTALLATION SHALL COMPLY WITH ALL APPLICABLE NATIONAL, STATE AND LOCAL CODES.
2. REFER TO PRODUCT DOCUMENTATION FOR ADDITIONAL DETAILS PRIOR TO INSTALLATION AND SITE PREPARATION WORK.
3. ALL DIMENSIONS ARE IN INCHES [MILLIMETERS].
- △ 4. TYPICAL ARRANGEMENT FOR 42U AND 48U RACKS SHOWN FOR REFERENCE.
RACK WIDTH AND HEIGHT MAY VARY AS PER THE REQUIREMENT.
FOR RACK DEPTH REFER TO TABLE.
5. REFER TO THE RESPECTIVE SUBMITTALS FOR THE COMPONENT DETAILS.

THIS DRAWING AND SPECIFICATIONS HEREIN ARE THE PROPERTY OF SCHNEIDER ELECTRIC AND SHALL NOT BE COPIED, REPRODUCED OR USED IN WHOLE OR IN PART, AS THE BASIS FOR THE MANUFACTURE OR SALE OF ITEMS WITHOUT WRITTEN PERMISSION FROM SCHNEIDER ELECTRIC. THIS DRAWING IS BASED UPON LATEST AVAILABLE INFORMATION AND IS SUBJECT TO CHANGE WITHOUT NOTICE.

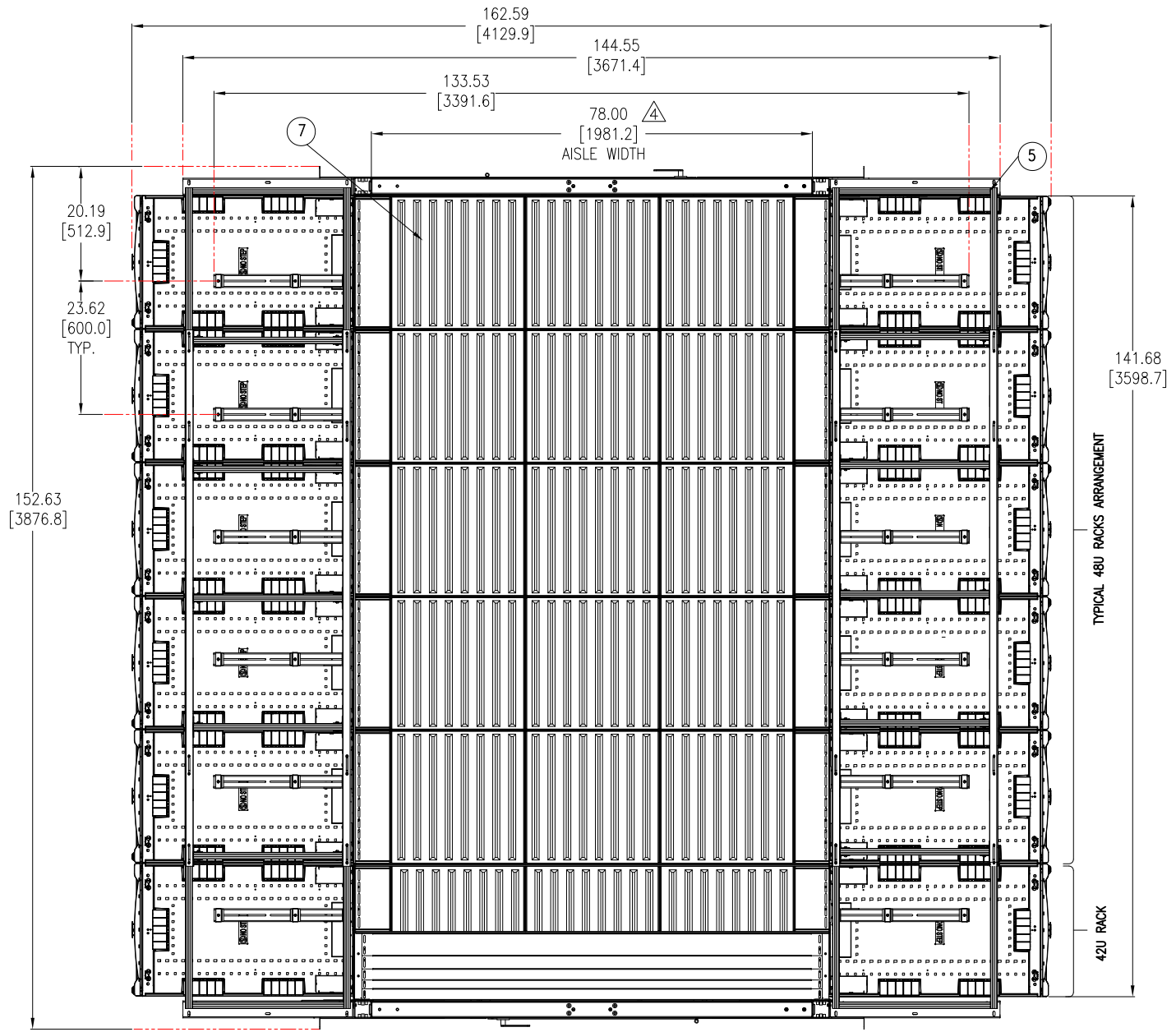


TITLE: HyperPod
Tall Frame, Single Pod, Shrink roof, 6' Aisle
Swing Door with Rack & w/o Distribution Cabinets
ASSEMBLY-FRONT VIEW

PROJECT: SUBMITTAL DRAWING SHEET 1 OF 3

DWG NO:	REV.
TFSPSHRSDWRWOD6F	0
DRAWN BY: JAYAPRAKASH	10-SEP-18
ENGINEER: TONG XU	13-SEP-18
APPROVED BY: RICHARD SYMONS	13-SEP-18
	THIRD ANGLE PROJECTION

SI.No.	Description
1	Single Swing Door (Shown in closed position)
2	Vertical Post
3	Aisle-End Cap Assembly
4	Large Cantilever (optional)
5	Overhead support frame
6	Mini Cantilever (optional)
7	Shrink roof
8	Stop rail (bottom)
9	Window Rail assembly
10	Brush
11	Racks (42U and 48U)
12	Height Adaptor



TOP VIEW

4

Aisle Width	
Feet	inch [mm]
3	36.0 [914.4]
4	54.0 [1371.6]
5	60.0 [1524.0]
6	78.0 [1981.2]

NOTES:

1. INSTALLATION SHALL COMPLY WITH ALL APPLICABLE NATIONAL, STATE AND LOCAL CODES.
2. REFER TO PRODUCT DOCUMENTATION FOR ADDITIONAL DETAILS PRIOR TO INSTALLATION AND SITE PREPARATION WORK.
3. ALL DIMENSIONS ARE IN INCHES [MILLIMETERS].
- △ 4. AISLE DIMENSION MAY VARY AS PER THE REQUIREMENT. REFER TO TABLE FOR CONFIGURATIONS.

THIS DRAWING AND SPECIFICATIONS HEREIN ARE THE PROPERTY OF SCHNEIDER ELECTRIC AND SHALL NOT BE COPIED, REPRODUCED OR USED IN WHOLE OR IN PART, AS THE BASIS FOR THE MANUFACTURE OR SALE OF ITEMS WITHOUT WRITTEN PERMISSION FROM SCHNEIDER ELECTRIC. THIS DRAWING IS BASED UPON LATEST AVAILABLE INFORMATION AND IS SUBJECT TO CHANGE WITHOUT NOTICE.



TITLE: HyperPod
Tall Frame, Single Pod, Shrink roof, 6' Aisle
Swing Door with Rack & w/o Distribution Cabinets
ASSEMBLY-TOP VIEW

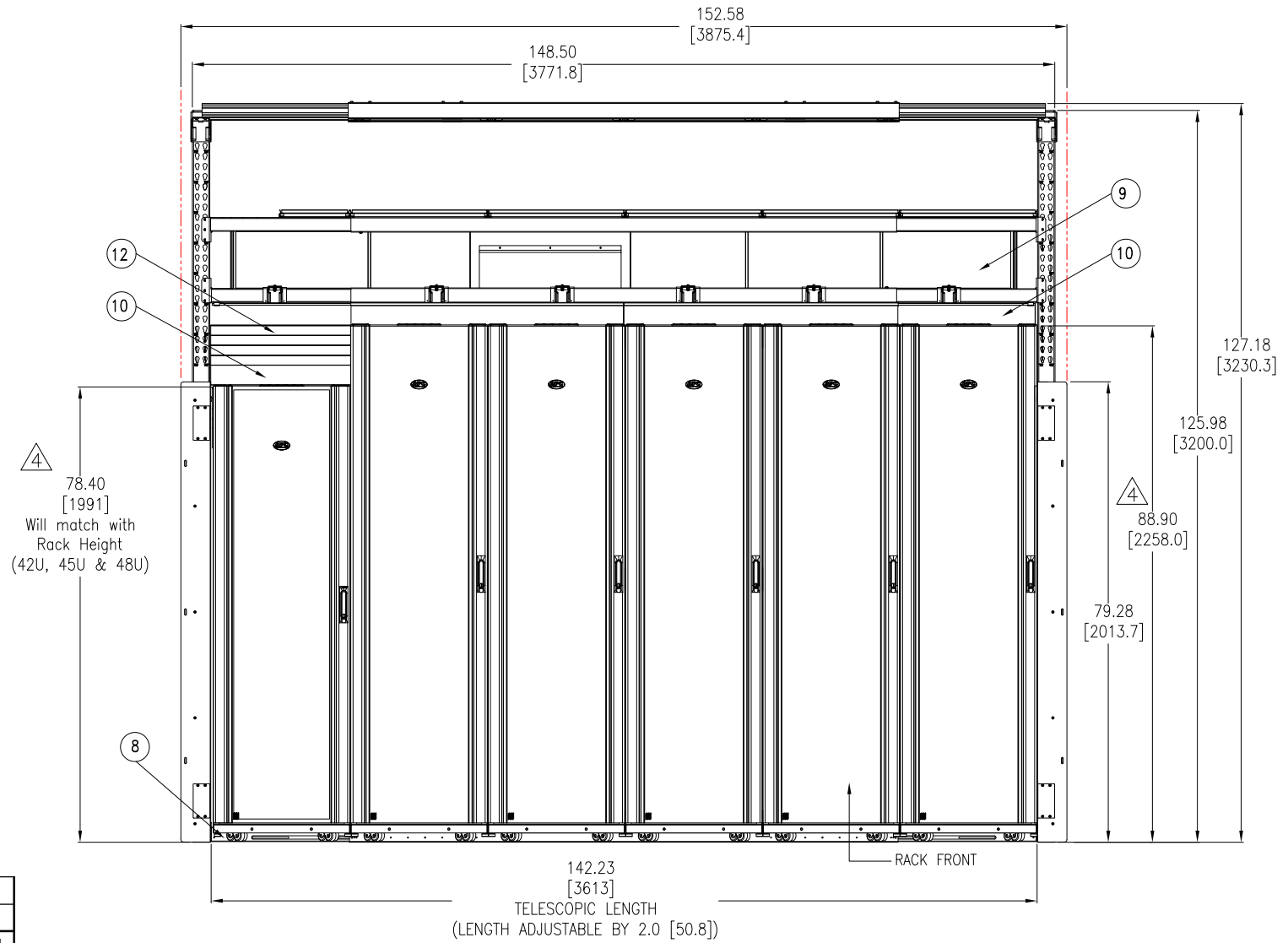
PROJECT: SUBMITTAL DRAWING SHEET 2 OF 3

DWG NO: TFSPSHRSDWRWOD6F REV. 0

DRAWN BY: JAYAPRAKASH 10-SEP-18 THIRD

ENGINEER: TONG XU 13-SEP-18 ANGLE

APPROVED BY: AARON COTTER 13-SEP-18 PROJECTION



142.23 [3613]
TELESCOPIC LENGTH
(LENGTH ADJUSTABLE BY 2.0 [50.8])

RIGHT SIDE VIEW

△4

Rack Height	
U	inch [mm]
42U	78.40 [1991]
45U	83.64 [2124]
48U	88.90 [2258]

NOTES:

1. INSTALLATION SHALL COMPLY WITH ALL APPLICABLE NATIONAL, STATE AND LOCAL CODES.
2. REFER TO PRODUCT DOCUMENTATION FOR ADDITIONAL DETAILS PRIOR TO INSTALLATION AND SITE PREPARATION WORK.
3. ALL DIMENSIONS ARE IN INCHES [MILLIMETERS].
- △4. RACK HEIGHT MAY VARY AS PER REQUIREMENT. TALL FRAME CAN ACCOMODATE UP TO 52U. REFER TO TABLE FOR DETAILS.

THIS DRAWING AND SPECIFICATIONS HEREIN ARE THE PROPERTY OF SCHNEIDER ELECTRIC AND SHALL NOT BE COPIED, REPRODUCED OR USED IN WHOLE OR IN PART, AS THE BASIS FOR THE MANUFACTURE OR SALE OF ITEMS WITHOUT WRITTEN PERMISSION FROM SCHNEIDER ELECTRIC. THIS DRAWING IS BASED UPON LATEST AVAILABLE INFORMATION AND IS SUBJECT TO CHANGE WITHOUT NOTICE.



TITLE: HyperPod
Tall Frame, Single Pod, Shrink roof, 6' Aisle
Swing Door with Rack & w/o Distribution Cabinets
ASSEMBLY-RIGHT SIDE VIEW

PROJECT: SUBMITTAL DRAWING SHEET 3 OF 3

DWG NO:	TFSPSHRSDWRWOD6F	REV.	0
DRAWN BY:	JAYAPRAKASH	10-SEP-18	THIRD
ENGINEER:	TONG XU	13-SEP-18	ANGLE
APPROVED BY:	AARON COTTER	13-SEP-18	PROJECTION