



Description

Grid panels are used where the free under-floor plenum is used for distributing air. The steel grid panel has size 600x600mm made up of pressed grid with mesh 66x15mm, welded to the perimeter frame 4mm thick. The panel is available with two different height: 30mm and 38mm. It is made completely from galvanised steel and then polyester powder coated. All the parts described are free of burrs and all other sharp elements that would be dangerous when handling and assembling.



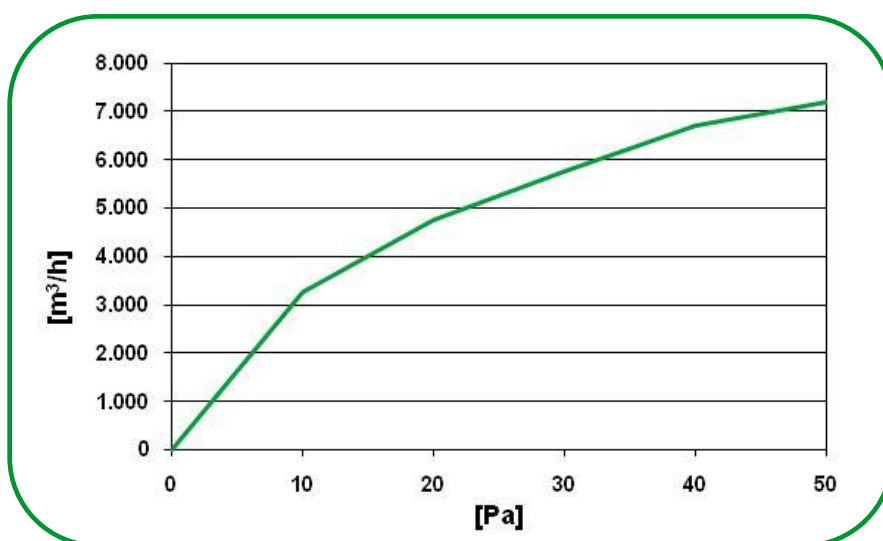
Technical information

Table 1 – Physical properties			
	U.M.	Panel 30mm	Panel 38mm
Nominal dimensions	mm	600 x 600	600 x 600
Nominal thickness	mm	30	38
Bearing bar	mm	25 x 2	25 x 2
Cross bar	mm	9 x 2	9 x 2
Perimeter frame	mm	30 x 4	38 x 4
Mesh	mm	66 x 15	66 x 15
Percentage of perforated surface	%	80	80
Weight	kg	13	14

Table 2 – Mechanical properties			
In compliance with test standard EN 12825	U.M.	Panel 30mm	Panel 38mm
Point load centre of side at 2.5mm deflection	kN	1.7	3.0
Point load centre of panel at 2.5mm deflection	kN	1.8	2.2
Distributed load at 2.5mm deflection	kN/m ²	18	23

Note: the values refer to tests performed with rigid support.

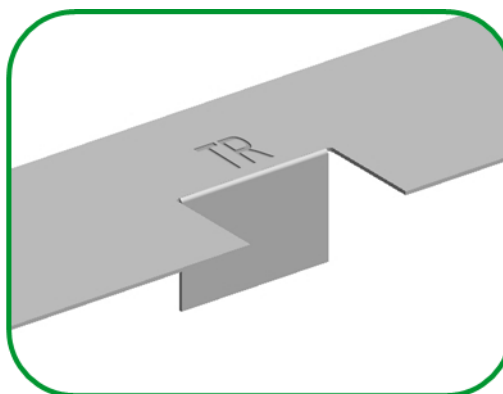
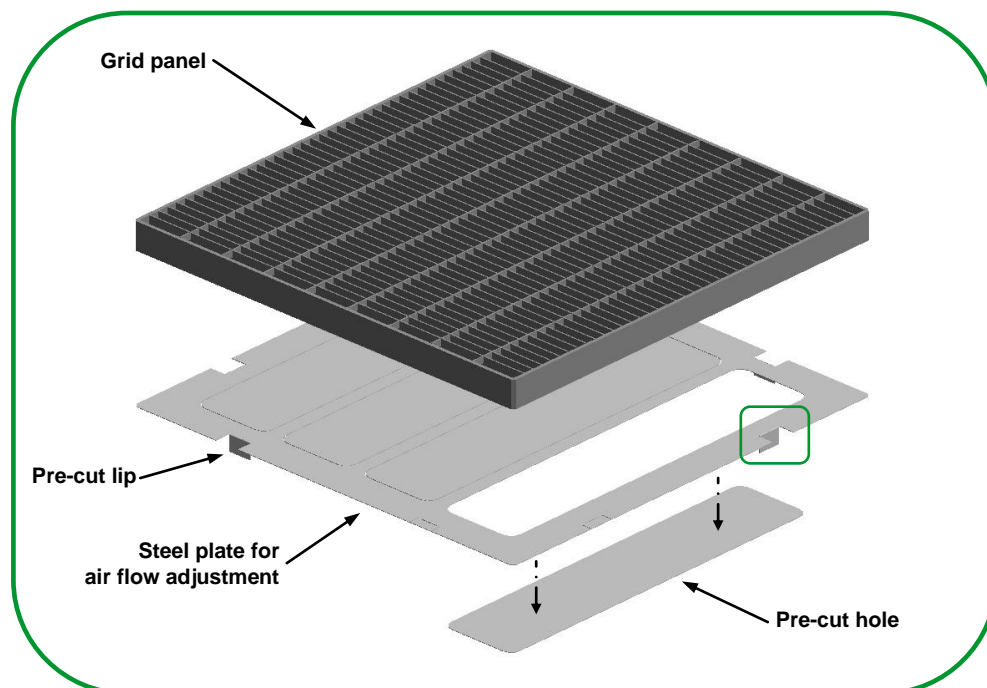
Air flow grid panel





Grid panel with air flow adjustment

Grid panel can be equipped with an air flow regulation system. It consists of a hot-dip galvanised steel plate placed on the structure below grid panel. The plate features 8 pre-cut lips for fastening on structure module and they are already marked with "TR" (for TR structure) or "U8" (for UNI8 structure) logo to simplify the choice during installation. The 4 removable pre-cut holes on plate ensure air flow partialization from 0% to 80% of grid surface removing 1, 2, 3 or all of them.



Mark detail